

# Young Black MSM and HIV: Awareness, Behavior, and Societal Contributions

Dr. Grady L. Garner Jr.  
DePaul University

# Agenda (The Next 35 minutes)

## First 15 Minutes

- I. HIV infection rates among Young Black men who have sex with men (YBMSM, 13 – 24 year old, adolescents to emerging adults)
- II. Non-Heterosexual Sexuality – how do we make sense of it
- III. Young Black Gay & Bisexual Male Life Experiences -Internal experience
  1. External experiences -social messages/treatment
  2. Personal Reactions
- IV. Consequences
  - I. Mental Health
  - II. Physical Health

## Last 20 Minutes

- I. Discussion – what do you make of YBMSM's internal and external life experiences? What can we do about it?
- II. Service Providers Taking Action
- III. Concluding Remarks

# What do we know?

CDC, MMWR 2008 – 2010 (Morbidity and Mortality Weekly Report) & CDC 2009

- Estimated 56, 300 new HIV infections each year.

## MSM

- MSM's account for 53% of new HIV infections.
- Of that 53%, Black MSM disproportionately account for 49% of all new cases of HIV; and 60% of all new AIDS cases.
- Between 2001 – 2006, HIV/AIDS cases among MSM increased 8.6%

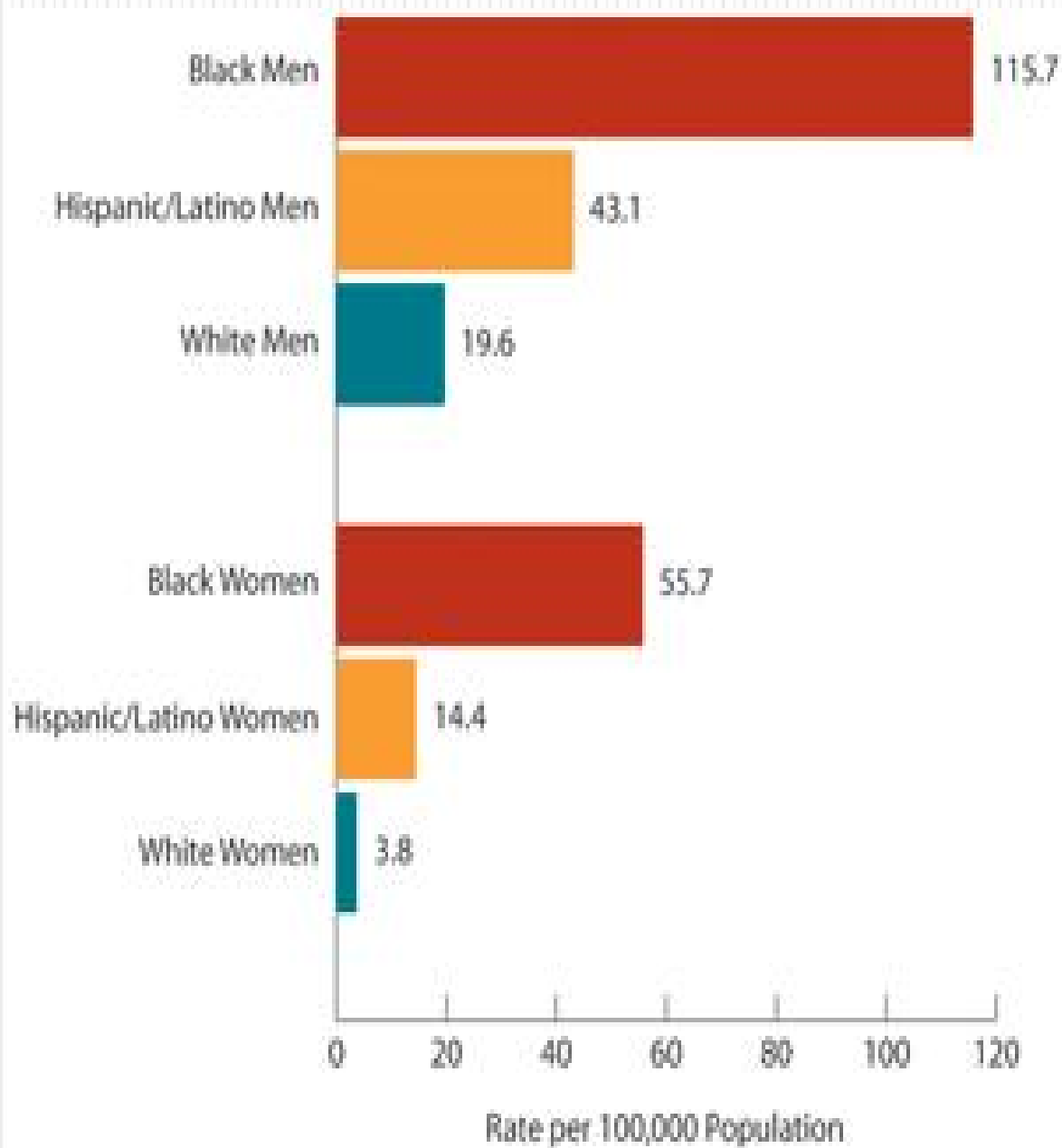
## Young MSM

- 34% (19,000) of the 56, 300 new infections were youth aged 13-29yrs.
- YMSM (13-24yrs) during 2003-2006 account for over 54% of all cases of HIV/AIDS
- 70% of all HIV/AIDS diagnoses were among black youth, 13-19yrs old in 2006.
- For Black MSM, 13-24 years of age, HIV/AIDS cases **increased 93% in 33 states, including Illinois.**

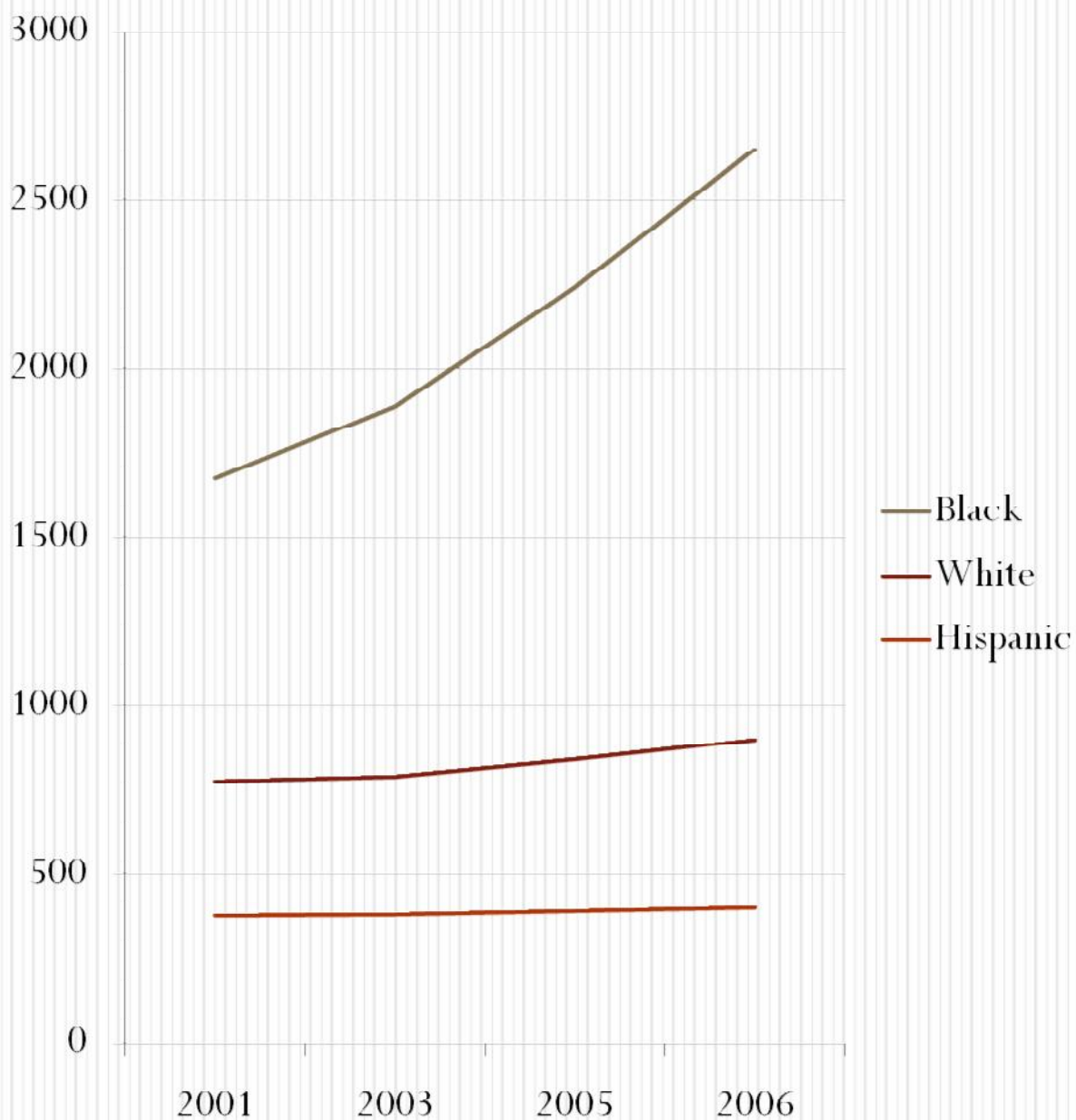
*HIV/AIDS includes: (1) those diagnosed with HIV (not AIDS); (2) those diagnosed with HIV followed by an AIDS diagnoses shortly thereafter; and (3) concurrent diagnoses of HIV and AIDS*

Note: African Americans/Latino Americans are more likely to become infected with HIV at a younger age (13-29yrs), while White Americans are more likely to become HIV infected when they are older (30-39 years), MacKeller et al., 2005. *And there are no sig. diff between black/white levels of unprotected anal intercourse, commercial sex work, sex with know HIV-positive partner, or HIV test history.*

# Estimated Rates of New HIV Infections, by Race/Ethnicity and Gender, 2006 (CDC)



# Trend Illustration (not actual number) of HIV/AIDS Cases Among YMSM Aged 13–24 Years, by Race/Ethnicity, 2001–2006—33 States\*



# Why so high?

## Unrecognized HIV Infection<sup>1</sup>

- 77% of young urban MSM aged 15-29 did not know their status.
- 90% for young black urban MSM

## Unintended consequences of successful Treatment

## Alcohol and Drug Use (Tina, other Party Drugs, Weed)

Elevated rates of STDs among MSM –STDs increase the risk of HIV infection by 2-5 fold

## Mental Health Consequences of Stigma and Discrimination –

- Bullying
- Harassment
- Family disapproval
- Social isolation and
- Sexual violence

Can lead to feelings of

- shame and
- impoverished self-concept

Which can lead to higher rates of emotional distress, suicide attempts, substance use, and risky sexual behaviors.

<sup>1</sup>MacKellar DA, Valleroy L, Secura G, et al. Unrecognized HIV infection, risk behaviors, and perceptions of risk among young men who have sex with men: opportunities for advancing HIV prevention in the third decade of HIV/AIDS. *J AIDS* 2005; 38:603–614.

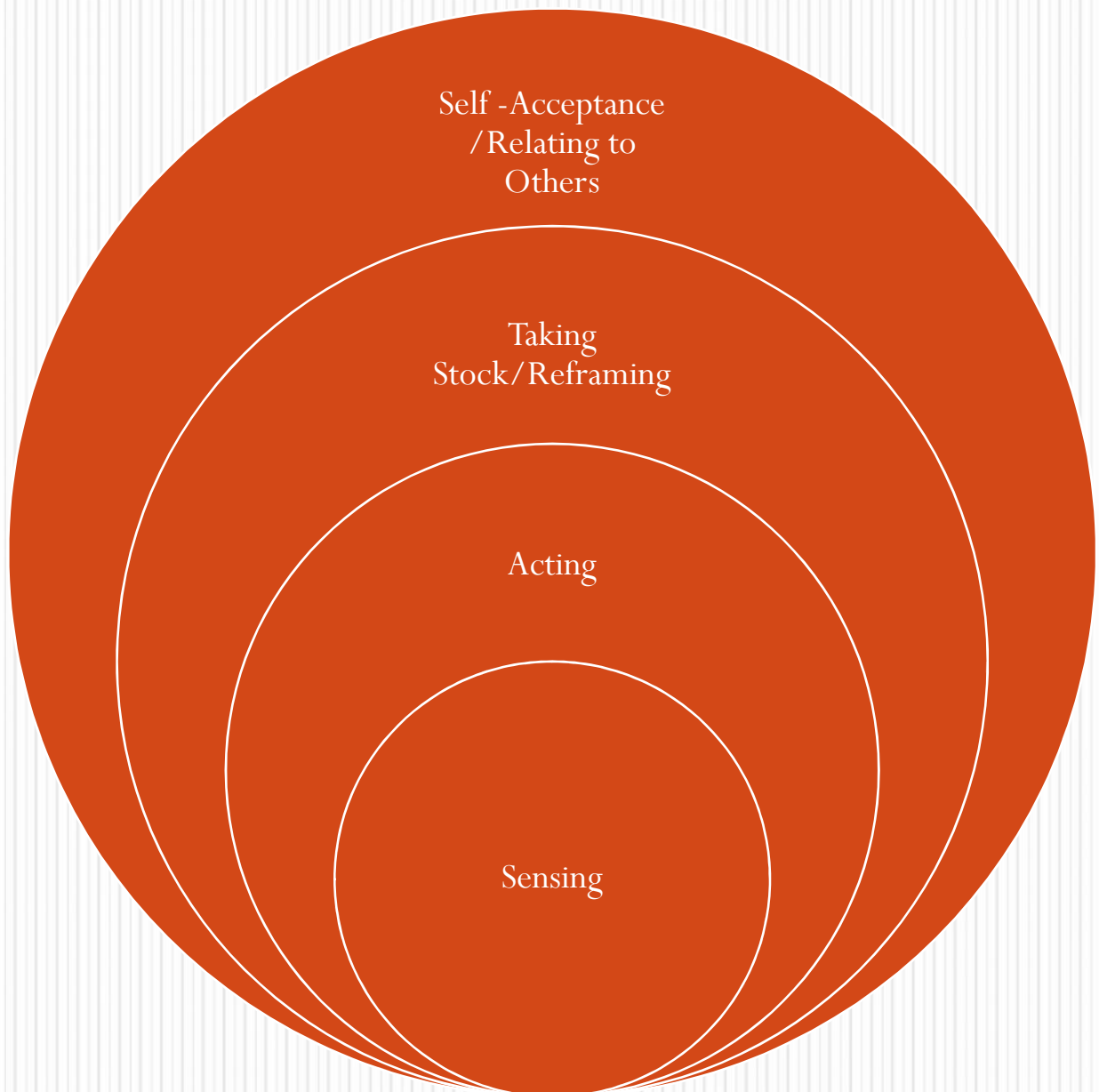
# Sexual Orientation or Sexual Identity

- Sexual Orientation
  
- Sexual Identity

# Young Black MSM & HIV

- Life Experience – 13yrs – 24yrs old
  - Video excerpts:
    - “Homophobic BS”:  
[http://www.youtube.com/watch?v=r4PyGCJ0oFU&feature=more\\_related](http://www.youtube.com/watch?v=r4PyGCJ0oFU&feature=more_related)
    - Resilient ‘Sampson’:  
<http://www.youtube.com/watch?v=0P7zw1RdSP0&feature=related>
  - 8<sup>th</sup> grade-to-college graduate/early career emerging adult
  - Internal experience – internalized heterosexism
  - External experiences – social marginalization, negative social messages, and more
  - Personal Reaction – self, emotional, foreclosure, high risk sexual behavior, and more

# Garner's Theory of Negative Sexual Identity Development: Clinical Implications (Interventions)



# Discussion

What do you make of YMSM's internal and external life experiences?

# Service Provider ‘Taking Action!’

What can we do about it?

- Youth Risk Behavior Survey Data
  - IDPH, CDPH, County Health Department
    - % of LGBT youth have unprotected sex
    - % of LGBT youth have unprotected same-sex sex
    - 9 out of 10 gay, lesbian, bisexual or transgender students were harassed in school in the past year
- Encourage Gay-Straight Alliances (GSA) at your agencies – after school programming
  - Create community and enhance safe and supportive environments
- Create an in-house Task Force
  - Culturally relevant interventions
  - Policy and Program development
  - Mental Health Initiatives

# Concluding Thoughts

# References

- Hall HI, Ruiguang S, Rhodes P, et al. Estimation of HIV incidence in the United States. *JAMA* 2008;300:520–529.
- CDC. HIV/AIDS surveillance in adolescents and young adults (through 2006). Atlanta: US Department of Health and Human Services; 2008. Available at [www.cdc.gov/hiv/topics/surveillance/resources/slides/adolescents/index.htm](http://www.cdc.gov/hiv/topics/surveillance/resources/slides/adolescents/index.htm).
- CDC. Trends in HIV/AIDS diagnoses among men who have sex with men—33 states, 2001–2006. *MMWR* 2008;57:681–6.
- MacKellar DA, Valleroy L, Secura G, et al. Unrecognized HIV infection, risk behaviors, and perceptions of risk among young men who have sex with men: opportunities for advancing HIV prevention in the third decade of HIV/AIDS. *J AIDS* 2005; 38:603–614.

Thank you for your time and  
your thoughtful contributions!

Let's 'Take Action' and  
build a better tomorrow!!

# Contact Information

Dr. Grady L. Garner Jr.

773.401.1607

[drgradygarner@msn.com](mailto:drgradygarner@msn.com)

Psychotherapist

Research Scientist

Educator

*Conduct:*

Workshops

Learning Series

Seminars